

JUVENILE

SITE: _____

EXCAVATION NO.: _____

ITM (site or skel.): _____

SK _____

LOCATION: _____

Grid: _____ Area: _____ Cutting: _____

ASSOCIATED CONTEXT NOS: _____

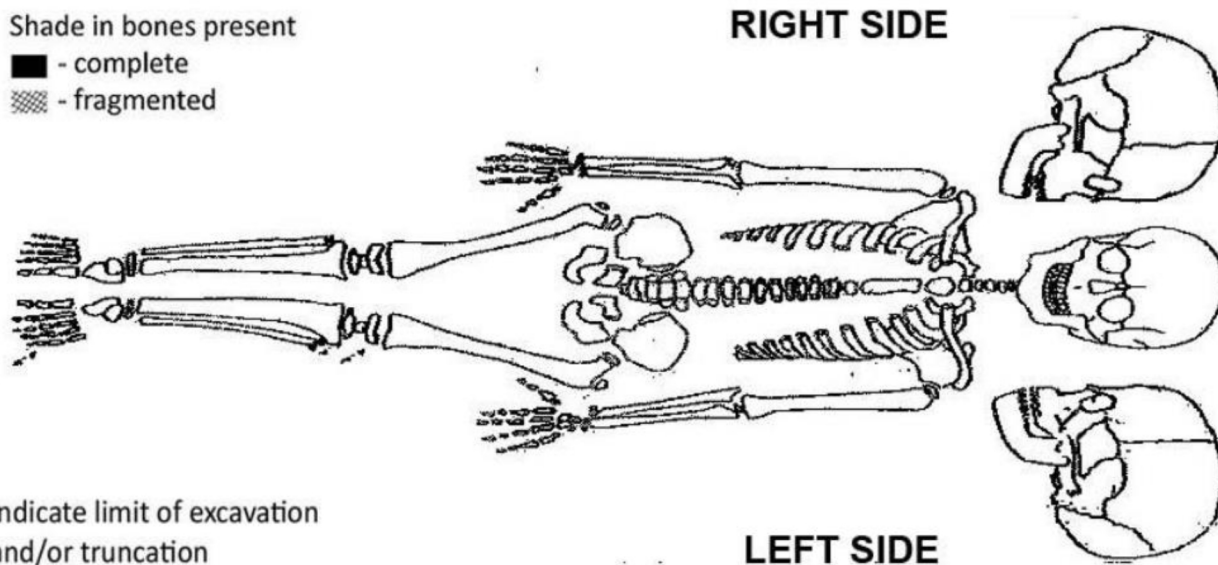
Grave Fill: _____ Grave Cut: _____ Coffin: _____

GRAVE TYPE: _____

Simple: _____ Coffin: _____ Long Cist: _____ Short Cist: _____ Pillow stones: _____ Ear muffs: _____

Shade in bones present

- - complete
- ▨ - fragmented



Indicate limit of excavation and/or truncation

PRESERVATION: _____

Poor: _____ Moderate: _____ Good: _____

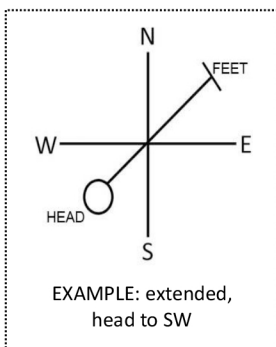
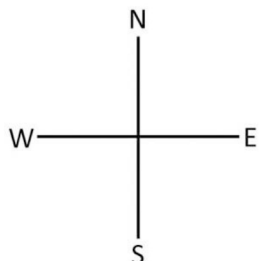
TOOLS & WEATHER CONDITIONS: _____

POSITION: _____

Supine (on back): _____ Prone (on stomach): _____

Extended: _____ Crouched: _____ Flexed: _____ Lying on left side: _____ Lying on right side: _____

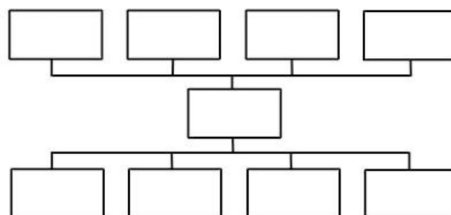
ORIENTATION:



PHYSICAL RECORDING:

Cuts:		Cut by:	
Over:		Under:	
Within:		Contemp:	

STRATIGRAPHIC MATRIX



RECORDED BY: _____

INSPECTED IN SITU BY OSTEO? Y / N

DATE: _____

CHECKED BY & DATE: _____

JUVENILE

SITE: _____ EXCAV. NO.: _____ SK No.: _____

Detailed sketch, to also include context numbers of skeleton, grave cut, coffin, etc., location of associated skeletons and/or features, dimensions, and **NORTH SIGN**.

LEVELS: _____ TBM: _____ BS: _____
Skull: _____ Sacrum: _____ Feet: _____ Other?: _____

POSITIONS OF:

Skull:
Left Arm:
Right Arm:
Left Hand (extended? 'closed'?):
Right Hand (extended? 'closed'?):
Left Leg:
Right Leg:
Feet (together/apart?):

ADDITIONAL INFORMATION:

PLAN NOS: _____	ENVIRO. SAMPLES: _____
PHOTO REG. NOS: _____	ASSOCIATED FINDS: _____
DIGITAL PHOTO NOS: _____	BAGGING RECOMMENDATIONS:
OTHER: _____	1. Cranium, 2. Mandible & loose teeth, 3. Manubrium & Sternum, 4. R Shoulder (scapula & clavicle), 5. L Shoulder (scapula & clavicle), 6. R Ribs, 7. L Ribs, 8. Vertebral Column, 9. Pelvic girdle (hips and sacrum), 10. R Arm (humerus, radius, ulna), 11. L Arm (humerus, radius, ulna), 12. R Hand, 13. L Hand, 14. R Leg (femur, tibia, fibula, patella), 15. L Leg (femur, tibia, fibula, patella), 16. R Foot, 17. L Foot, 18. Disarticulated or associated bone.